

Weekly Liquidity Report: 28 June-2 July, 2021

July 5, 2021 | Economics

Banking System Liquidity

The liquidity surplus in the banking system widened during the week of 28 June-2 July'21 to the highest levels since early April'21 and this can largely be attributed to the month end inflows towards salaries, wages and pensions. During the week, the outstanding liquidity surplus ranged between Rs. 4.8 - Rs. 6.0 lakh crores as against the surplus of Rs.4.3 – Rs.4.6 lakh crores in the preceding week.

The banking system has been sustaining a liquidity surplus since the past two years (June'19). This has primarily been on account of inflows of bank deposits surpassing bank credit offtake on a sustained basis. Incremental bank deposits growth (over Mar'21) during as of 18 June'21 has been 1.2% as against the growth in bank credit offtake of (-)1 %. In absolute terms the outstanding bank deposits were Rs.153 lakh crores while the outstanding bank credit was Rs.108 lakh crores. The restrictions across various regions in the country (since mid-March'21) following the second wave of the pandemic in the country has once again impacted economic activity and thereby the demand for credit.

Additionally, increased US dollar purchases by the RBI along with the various liquidity infusion measures being undertaken by the central bank viz. OMO purchases and the LTRO and TLTRO has contributed significantly to the liquidity surplus in the banking system over time. In FY21, the RBI has undertaken OMO purchases of G-Secs to the tune of Rs 5.04 lakh crores and OMO purchases of SDLs amounting to Rs.30,000 crores. So far in the current financial year the RBI has purchase government securities to the tune of Rs.1.45 lakh crores from the secondary market. Of this Rs.1.0 lakh crores has been purchased under the GSAP (GSec acquisition programme). The US dollar purchases by the RBI in FY21 totalled Rs.5.1 lakh crores and the incremental purchases during April'21 has been Rs.31,779 crores.

The daily net liquidity absorption by the RBI from the banking system, i.e., the daily repo and reverse repo operations (including the fresh term repo and reverse repo auction and excluding the outstanding term repo and reverse repo operations) as of 2 July'21 was Rs 6.69 lakh crores, Rs. 3.14 lakh crores higher than week ago (Rs 3.54 lakh crores on 25 June'21). It ranged between Rs.3.76 to Rs.6.60 lakh crores during the week.

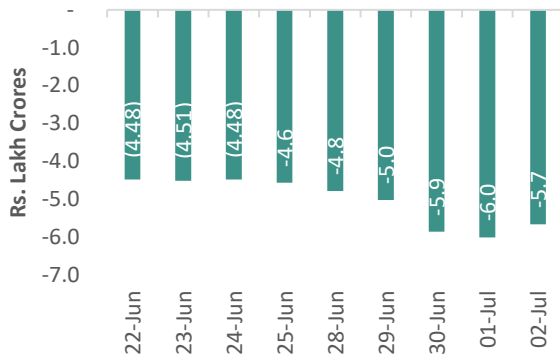
Call Money Market

The weighted average call money market rate moderated in the week of 28 June to 2 July'21. The call market rate averaged 3.08% during the week, which was a 6 bps lower than week ago (3.15% during 21-25 June) and ranged between 2.87% - 3.16%. The call money market rate (weighted average) continued to be well below the RBI's reverse repo rates (3.35%). Owing to the persistent sizeable liquidity surplus in the banking system, the weighted average call money rate has been ruling below the reverse repo rate on a near sustained basis since November'20. The average call market borrowings amounted to Rs 5,510 crores during the week ended 2 June'21, Rs.2,246 crores less than the previous week's average.

Outlook on banking system liquidity for the week of 5- 9 July'21

The liquidity surplus in the banking system would seen a slight moderation during the week with outflows towards statutory payments by businesses.

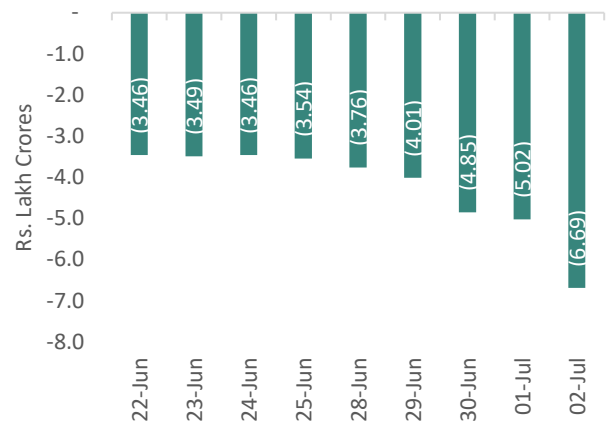
Net Repo Outstanding Transactions



Source: RBI.

Net Repo Outstanding Transactions = Total Repo + MSF + SLF – Total Reverse Repo

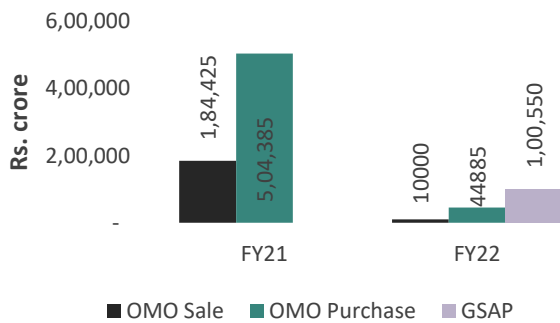
Daily net liquidity injection (+)/absorption (-)



Source: RBI - * Based on CARE's calculation

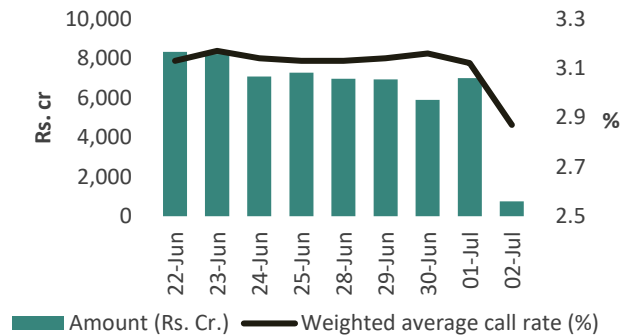
Daily Liquidity Injection (+) / Absorption = (Total repo + MSF + SLF + OMO purchase) – (Total reverse repo – OMO sales)

Liquidity Operations by RBI



Source: RBI. For FY22 up till 27 Jun'21

Call Money Market



Source: RBI

Contact:

Madan Sabnavis
Author: Kavita Chacko
Mradul Mishra

Chief Economist
 Senior Economist
 (Media Contact)

madan.sabnavis@careratings.com
 kavita.chacko@careratings.com
 mradul.mishra@careratings.com

+91-22-6837 4433
 +91-22-6837 4426
 +91-22-6754 3573

Disclaimer: This report is prepared by CARE Ratings Limited. CARE Ratings has taken utmost care to ensure accuracy and objectivity while developing this report based on information available in public domain. However, neither the accuracy nor completeness of information contained in this report is guaranteed. CARE Ratings is not responsible for any errors or omissions in analysis / inferences / views or for results obtained from the use of information contained in this report and especially states that CARE Ratings has no financial liability whatsoever to the user of this report

CARE Ratings Limited

Corporate Office: 4th Floor, Godrej Coliseum, Somaiya Hospital Road, Off Eastern Express Highway, Sion (East), Mumbai - 400 022
 Tel. : +91-22-6754 3456 | CIN: L67190MH1993PLC071691

Connect :

