

EXPERT VIEW

As of January 1, 2022, as per CEA data, while pithead power plants have 68% of their normative stock available, non-pithead plants (with coal mines more than 1,500 km away) have only 33% of their normative stock available

—CareEdge Research

DATA MONITOR

re

Coal production up 8.8% y-o-y in Q3FY22

Total coal production for the third quarter of FY22 stood at 206.5 MT, exhibiting an increase of 8.8% over the same period in FY21. This was also a significant increase of 13.8% as compared to 181.3 MT produced in Q3 of FY20. Coal output showed cumulative growth of 10.6% y-o-y over the April-Dec'21 period and growth of 8.7% compared to YTD FY20.

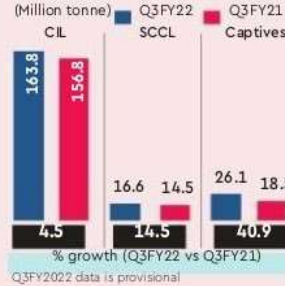
and would
ing mod-
venues are

comfort
en a sharp
m at toll
s reached
ovement
rt to NHA
stretches.
venues of

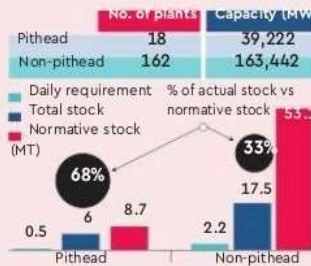
logistics
5 MMLPs
, develop-
odel. Bids
ennai and
d for Ban-
3 months.
ggestions
se the pro-

ation has
s sharply,
her cost of
ual order-
ange, with
ving to be
n and gov-
l.

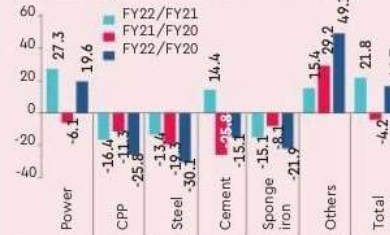
Coal production



Plants as per pithead/non-pithead as on January 1, 2022



Growth (y-o-y) in sector-wise coal despatch upto December (for all years)



Source: Ministry of Coal, CareEdge Research, CEA; Note: CPP: Captive power plants; Others include - fertilisers, textiles, chemicals, paper & pulp, and other basic metals. This is comparison of 9 months for all the three years.